

Name of meeting: Corporate Parenting Board
Date: 21 January 2019
Title of report: Number and Age of Children in Care

Purpose of report

To provide information to Corporate Parenting Board relating to the number and profile of children in care. Including information related to those placed outside of the District.

Key Decision - Is it likely to result in spending or saving £250k or more, or to have a significant effect on two or more electoral wards?	NA
Key Decision - Is it in the Council's Forward Plan (key decisions and private reports?)	NA
The Decision - Is it eligible for call in by Scrutiny?	NA
Date signed off by <u>Strategic Director</u> & name	Elaine McShane - 4.1.19
Is it also signed off by the Service Director for Finance IT and Transactional Services?	NA
Is it also signed off by the Service Director for Legal Governance and Commissioning Support?	NA
Cabinet member portfolio	Cllr V Kendrick Childrens Portfolio

Electoral wards affected: All

Ward councillors consulted: No

Public or private: Public

(Have you considered GDPR?)

Yes GDPR has been considered. The information in this report does not identify any individuals.

1. Summary

The data below illustrates the trend relating to the number of children and young people in our care and the age, gender, ethnicity profile of those children during the previous twelve months.

The current number of LAC equates to a rate per 10,000 population aged 0-17 of **63.6** (65.2). This compares to a statistical neighbour average of 84.9 and a national average of 62.0 based on published data for March 2017.

Kirklees (Sep 18) = 63.6

Statistical Neighbours = 84.9

England = 62.0

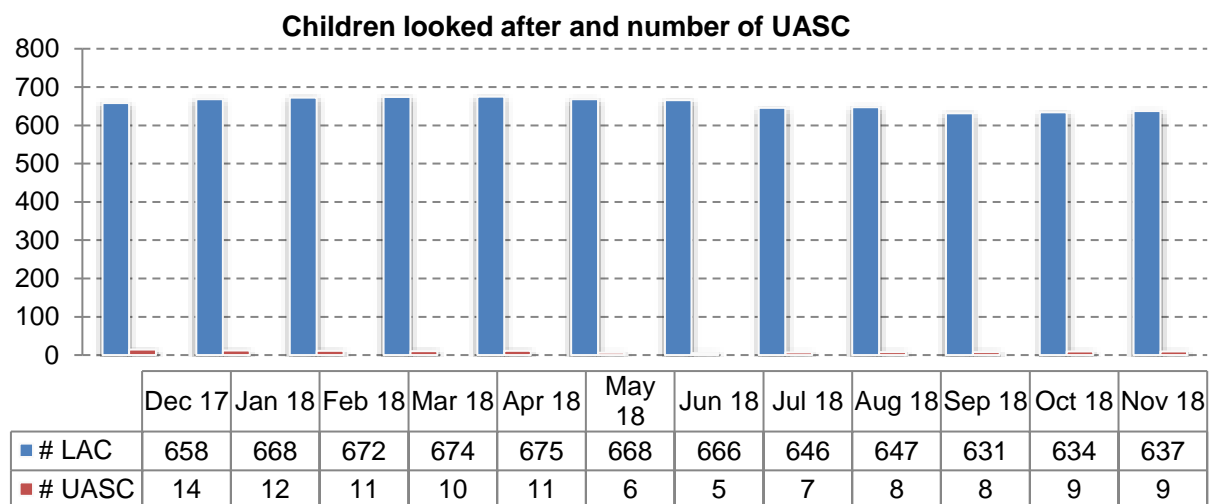
This graph shows the number of looked after children (excluding any looked after children receiving only S20 short term breaks) alongside the number of unaccompanied asylum seeking children (UASC).

The current number of LAC equates to a rate per 10,000 population aged 0-17 of **63.8** (63.9). This compares to a statistical neighbour average of 86.1 and a national average of 64.0 based on published data for March 2018 (NB: The number of children in Kirklees aged 0-17 has been revised for the calculation from 99,192 to 99,815 as per the data published by Department for Education in October 2018)

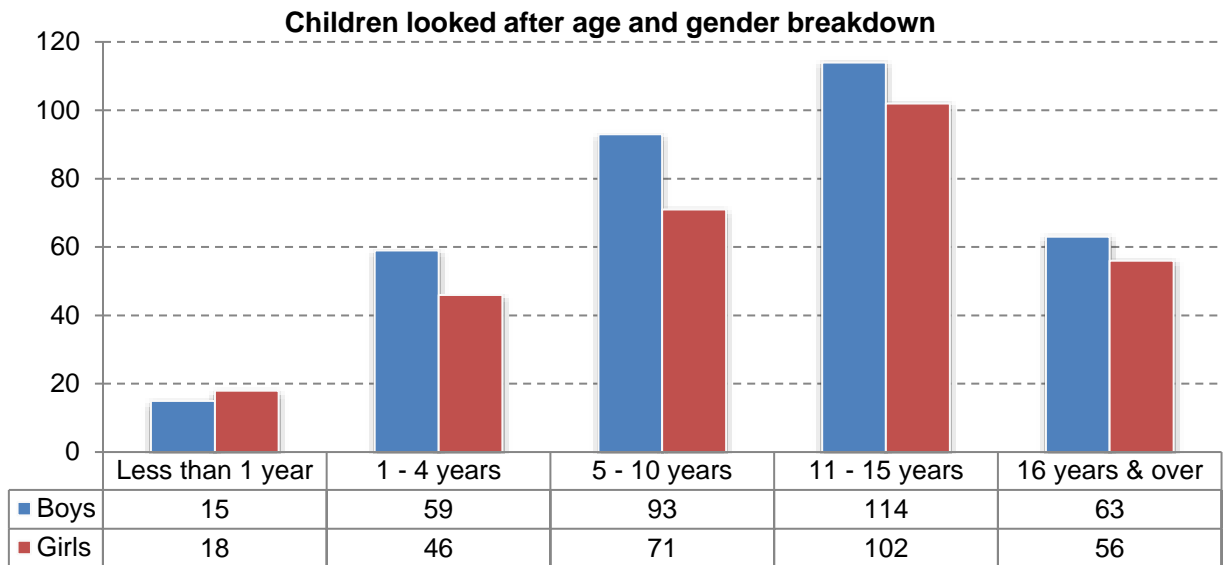
Kirklees (Nov 18) = 63.8

Statistical Neighbours (2018) = 86.1

England (2018) = 64.0



This graph shows the breakdown by age and gender of the children in care. The largest age group for boys is 11 - 15 years with **114** (113) children and the largest age group for girls is 11 - 15 years with **102** (104) children.



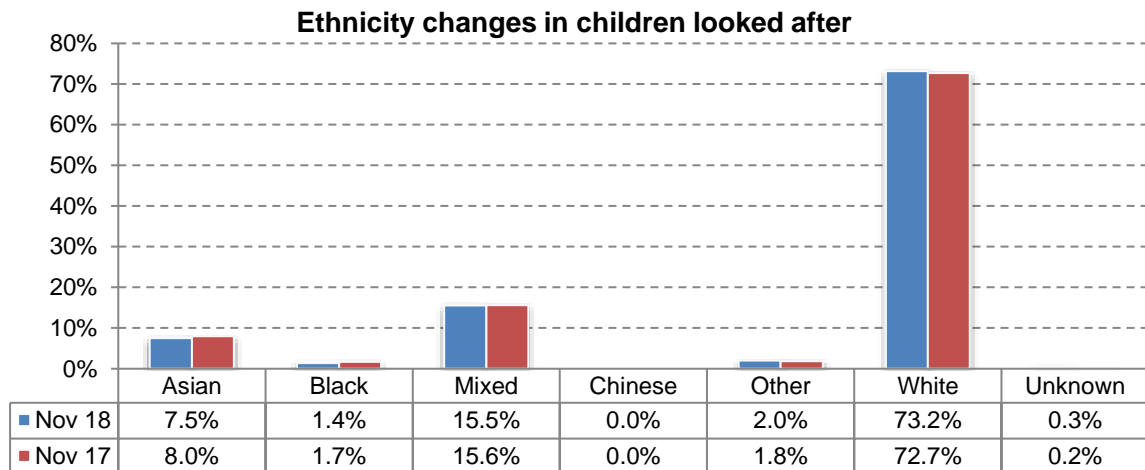
This graph shows the breakdown by age and gender of the children in care. The largest age group for boys is 11 - 15 years with **114** (113) children and the largest age group for girls is 11 - 15 years with **102** (104) children.

Children placed more than 20 miles outside of Kirklees

This graph shows a continuing decline in children placed outside of Kirklees District, we continue to be proactive in recruiting new foster carers for our children within district.

	31 Jul 2018		31 Aug 2018		30 Sep 2018		31 Oct 2018		30 Nov 2018	
	Number	%	Number	%	Number	%	Number	%	Number	%
Placed outside Kirklees & over 20 miles from home address	110	17.0%	112	17.3%	107	16.6%	107	16.9%	103	16.2%

This graph shows the ethnic breakdown of the children looked after population at the end of November 2018 and the same point 12 months ago. This has been relatively stable throughout the period.



2. Information required to take a decision

No decision is required.

3. Implications for the Council

3.1 Working with People

Not applicable

3.2 Working with Partners

Not applicable

3.3 Place Based Working

Not applicable

3.4 Improving Outcomes for Children

This information is provided at the request of Corporate Parenting Board to monitor the number of children in care their age and location of placements.

3.5 Reducing demand of services

Not applicable

3.6 Other (eg Legal/Financial or Human Resources)

Not applicable

4. Consultees and their opinions

Not applicable

5. Next steps

Regular reports on this matter will be submitted to the Corporate Parenting Board.

6. Officer recommendations and reasons

That the report be noted.

7. **Cabinet portfolio holder's recommendations**
Not applicable
8. **Contact officer**
Steve Comb Head of Corporate Parenting
9. **Background Papers and History of Decisions**
Previous reports to the Corporate Parenting Board on number and age of children in care.
10. **Service Director responsible**
Elaine McShane, Service Director (Child Protection and Family Support)